

1 JUN 1948

0700 EST at STATE COLLEGE, PA.

Max 77	Wind F E 1	Barom. t 77	General Obs. 58%
Min 51	Clouds #1 Acc Cifer	p 28.98	
Dry 59		p(reduced) 28.85	
Vis 25		0700	⊙ / ○
Precip. in.		1300	○ ○ clear
Snowfall in.	Snow cover in.	1900	○ ○ clear

2 JUN 1948

0700 EST at STATE COLLEGE, PA.

Max 80	Wind F <i>calm</i>	Barom. t 79	General Obs. 76%
Min 52	Clouds 1 <i>ci floe</i>	p 28.92	
Dry 60		p(reduced) 28.79	
Vis 20		0700 (1) / (0)	
Precip. — in.		1300 (1) / (0)	<i>ci floes. along horizon E-S</i>
Snowfall in.	Snow cover in.	1900 (1) / (0)	<i>ci dens. along horizon E-S</i>

3 JUN 1948

0700 EST at STATE COLLEGE, PA.

Max 83	Wind F E 1	Barom. t 78	General Obs. 78% RH 2330-2400 v°
Min 55	Clouds 1 w/ fine Fc	p 28.88	
Dry 58		p(reduced) 28.75	
Vis 18		0700 (⊙) / (⊙) clear	
Precip. —	in.	1300 (⊙) / (⊙)	
Snowfall in.	Snow cover in.	1900 (⊙) / (⊙)	

4 JUN 1948

0700 EST at STATE COLLEGE, PA.

Max 78	Wind F S 1	Barom. t 79	General Obs. 100% R.H. =° 2120-2145 °
Min 53	Clouds 5Ac	p 28.67	
Dry 57		p(reduced) 28.54	
Vis 17		0700 ○ ⊖ Ac	
Precip. T in.		1300 ⊕ / ⊖	
Snowfall in.	Snow cover in.	1900 ⊕ / ⊖	

5 JUN 1948

0700 EST at STATE COLLEGE, PA.

Max 86	Wind F WNW 3	Barom. t 81	General Obs. RH. 77% 0400-0820 °
Min 57	Clouds 10 As 6Ns	p 28.53	
Dry 64		p(reduced) 28.40	
Vis 14		0700 ⊕ / ⊖	Rain
Precip. 0.04 in.		1300 ○ ⊖	
Snowfall — in.	Snow cover — in.	1900 ○ ○	clear

6 JUN 1948

0700 EST at STATE COLLEGE, PA.

Max 75	Wind F SW 1	Barom. t 77	General Obs. RH. 66% 2150 - 2315 °°
Min 42	Clouds 1 cs	p 28.96	
Dry 53		p(reduced) 28.84	
Vis 35		0700 ⊕ / ○	
Precip. T in.		1300 ⊕ / ○	
Snowfall in.	Snow cover in.	1900 ⊕ / ○	

7 JUN 1948


0700 EST at STATE COLLEGE, PA.

Max 76	Wind F SW 1	Barom. t 79	General Obs. 100%
Min 52	Clouds 10 NS FS	p 28.60	0125-0230 ☉ 0430-0650 ☉ 0650-0820 ☉ 1025-1705 ☉
Dry 60		p(reduced) 28.47	15 10 ☉ 16 15 ☉
Vis 3		0700 ☉ ⊕ Rain	
Precip. 0.19 in.		1300 ☉ ⊕	
Snowfall in.	Snow cover in.	1900 ☉ ⊕	

8 JUN 1948

0700 EST at STATE COLLEGE, PA.







Max 71	Wind F W 3	Barom. t 75	General Obs. 86% 0115 - 0235 $\nabla^{\circ}$
Min 57	Clouds 1 Ac Cu cong	p 28.36	1515 T. <del>15</del> $\nabla^{\circ}$
Dry 60		p(reduced) 28.24	1525 $\nabla^{\circ}$ - 1540
Vis 14		0700	1540 - 2030 $\nabla^{\circ}$
Precip.	0.10 in.	1300	2345 - 24 $\nabla^{\circ}$
Snowfall in.	Snow cover in.	1900	





9 JUN 1948

0700 EST at STATE COLLEGE, PA.

Max	Wind F	Barom.	General Obs.
72	NW 3	t 73	94% 0000-0200 °° 0200-0355   $\frac{7}{8}$   <sup>2</sup> 0355-0545 °° 1045-1150   $\frac{8}{8}$   <sup>2</sup> 1455-1520 °°
Min 52	Clouds 9 Ac Sc	p 28.48	
Dry 55		p(reduced) 28.37	
Vis 8		0700  	
Precip. 0.19 in.		1300  	
Snowfall in.	Snow cover in.	1900  	

20 JUN 1946

0700 EST at STATE COLLEGE, PA.

Max	Wind F	Barom.	General Obs.
60	SSW 2	t 73	90%
Min	Clouds	p	
53	2 Ac	28.78	
Dry		p(reduced)	
58		28.66	
Vis		0700	⊙ / ○
8			
Precip.	0.11 in.	1300	⊙ / ⊙
Snowfall in.	Snow cover in.	1900	⊙ / ○

11 JUN 1948

0700 EST at STATE COLLEGE, PA.

Max	Wind F	Barom.	General Obs.
78	W 2	t 75	90% ∞
Min	Clouds	p	
54	<1	28.85	
Dry	Ac	p(reduced)	
56		28.73	
Vis		0700	⊙ / ⊙ clear
Precip.	— in.	1300	⊙ / ⊙
Snowfall	Snow cover	1900	⊙ / ⊙
in.	in.		

12 JUN 1948

0700 EST at STATE COLLEGE, PA.

Max	Wind F	Barom.	General Obs.
81	calm	t 78	95% 0.2
Min	Clouds	p	0120-0130 ° 0550-0615 °
56	9 sc AC	28.80	1530-2300 FS .1-2
Dry		p(reduced)	
64		28.67	
Vis		0700	○ ⊕
4			
Precip.	T in.	1300	○ ⊕
Snowfall in.	Snow cover in.	1900	○ ⊕ Rain

13 JUN 1948

0700 EST at STATE COLLEGE, PA.

Max 80	Wind F N 1	Barom. t 78	General Obs. 0100-0530 ° RH 94%
Min 61	Clouds 10 As 8 Sc	p 28.66	
Dry 61		p(reduced) 28.53	
Vis 18		0700 ⊕ / ⊖	
Precip. 0.45 in.		1300 ○ ⊖	
Snowfall — in.	Snow cover — in.	1900 ○ ○	

14 JUN 1948  
14 JUN 1948

0700 EST at STATE COLLEGE, PA.

Max 76	Wind F Calm	Barom. t 75	General Obs. R.H. 86% e <sup>2</sup>
Min 50	Clouds few Cs	p 28.90	
Dry 57		p(reduced) 28.78	
Vis 9		0700 ○ ○ clear	
Precip. — in.		1300 ○	
Snowfall in.	Snow cover in.	1900 ○	

15 JUN 1948

0700 EST at STATE COLLEGE, PA.

Max 79	Wind F Calm	Barom. t 80	General Obs. ∞° RH=83%
Min 57	Clouds Cs 5 As	p 28.82	
Dry 66		p(reduced) 28.69	
Vis 6		0700 ⊙/⊙	
Precip. — in.		1300 ⊙/⊙	
Snowfall in.	Snow cover in.	1900 ⊙/⊙	

16 JUN 1948

0700 EST at STATE COLLEGE, PA.

Max 78	Wind F NE 3	Barom. t 78	General Obs. RH = 83%
Min 57	Clouds 10	p 28.87	
Dry 58	Se	p(reduced) 28.74	
Vis 13		0700 ○ ⊕	
Precip. —	in.	1300 ⊕ / ⊕	
Snowfall in.	Snow cover in.	1900 ⊕ / ○	



17 JUN 1942

0700 EST at STATE COLLEGE, PA.

Max 72	Wind F Calu	Barom. t 76	General Obs. RH = 80% a <sup>2</sup>
Min 45	Clouds Clear	p 28.96	
Dry 53		p(reduced) 28.84	
Vis 11		0700 ○ ○	
Precip. - in.		1300 ○ ⊕ ○	
Snowfall in.	Snow cover in.	1900 ⊕ / ○	

18 JUN 1948

0700 EST at STATE COLLEGE, PA.

Max 74	Wind F Calm	Barom. t 78	General Obs. RH = 76%
Min 53	Clouds 10	p 29.01	▽° 2230-2400+
Dry 58	Cs Cc	p(reduced) 28.88	
Vis 13		0700 ⊕/○	
Precip. — in.		1300 ○ ⊕	
Snowfall in.	Snow cover in.	1900 ○ ⊕	

19 JUN 1948

0700 EST at STATE COLLEGE, PA.

Max 76	Wind F WSW 1	Barom. t 76	General Obs. RH=98% 7° 0000-0030 8° 0020-0130 7°-20130-0430 6° 1315-1845 5° 1745-2340
Min 58	Clouds 6 Cu, Cb	p 28.79	
Dry 62		p(reduced) 28.67	1300 Sp/WX, None cldy 71
Vis 7		0700	○ ⊕
Precip. 0.84 in.		1300	○ ⊕
Snowfall in.	Snow cover in.	1900	○ ⊕

20 JUN 1948

0700 EST at STATE COLLEGE, PA.

Max 71	Wind F 3 NE	Barom. t 76	General Obs. RH = 98%
Min 58	Clouds 10 Sc, St	p 29.90	
Dry 59		p(reduced) 29.78	1300 S/WX howe 71
Vis 7		0700	○ ⊕
Precip. 0.54 in.		1300	⊕ / ⊕
Snowfall in.	Snow cover in.	1900	⊕ / ○

21 JUN 1948

0700 EST at STATE COLLEGE, PA.

Max 77	Wind F Calm	Barom. t 78	General Obs. RH = 86% 02
Min 53	Clouds 3 C, Cc	p 29.02	̄° 1710 - 1740
Dry 56		p(reduced) 28.89	
Vis 9		0700	⊖ / ○
Precip. — in.		1300	○ ⊕
Snowfall in.	Snow cover in.	1900	○ ⊕

22 JUN 1948

0700 EST at STATE COLLEGE, PA.

Max	Wind F	Barom.	General Obs.
81	Calm	t 79	RH = 96 ≡°
Min	Clouds	p	γ° 0420 - 0515
56	10	29.03	κ° 0930 - 1310
Dry	As	p(reduced)	
62		28.90	
Vis		0700	○ ⊕
		1300	○ ⊕
Precip.	0.03 in.		
Snowfall	Snow cover	1900	○ ⊕
in.	in.		

23 JUN 1968

0700 EST at STATE COLLEGE, PA.

Max	Wind F	Barom.	General Obs.
68	Calm	t 76	RH = 98% ≡*
Min	Clouds	p	
62	10	29.04	
Dry	St	p(reduced)	
63		28.92	
Vis		0700	○ ⊕
3/4 mi			
Precip.	0.15 in.	1300	○ ⊕
Snowfall	Snow cover	1900	⊖ / ○
in.	in.		

24 JUN 1948

0700 EST at STATE COLLEGE, PA.

Max 81	Wind F WSW 3	Barom. t 80	General Obs. RH = 92% <input checked="" type="checkbox"/>
Min 63	Clouds Clear	p 28.86	$\frac{p}{p^2}$ E° 1440 - 1730
Dry 75		p(reduced) 28.73	W° 2215 - 2400+
Vis 7		0700	<input type="checkbox"/> <input type="checkbox"/>
Precip. — in.		1300	<input type="checkbox"/> <input type="checkbox"/>
Snowfall in.	Snow cover in.	1900	<input type="checkbox"/> / <input type="checkbox"/>



25 JUN 1948

0700 EST at STATE COLLEGE, PA.

Max 89	Wind F Calu	Barom. t 80	General Obs. RH = 98% ∞ 2°
Min 65	Clouds 3 Cs, Ce	p 28.83	∇° 0000-0130
Dry 69		p(reduced) 28.70	
Vis 5		0700 ⊕/○	
Precip. 0.29 in.		1300 ○ ⊕	
Snowfall in.	Snow cover in.	1900 ⊕/○	

26 JUN 1948

0700 EST at STATE COLLEGE, PA.

Max 81	Wind F Calm	Barom. t 78	General Obs. RH = 96% 2' ∞°
Min 61	Clouds 7 Cs, Cc, As	p 28.96	R <sub>s</sub> 1420-1630
Dry 64		p(reduced) 28.83	
Vis 5		0700	⊙ / ⊙
.Precip. — in.		1300	⊙ / ⊙
Snowfall in.	Snow cover in.	1900	⊙ / ○

27 JUN 1948

0700 EST at STATE COLLEGE, PA.

Max	Wind F	Barom.	General Obs.
81	Calmer	t 81	RH=98% ≡ <sup>2</sup>
Min	Clouds	p	K° 1010-1095
64	10	29.00	
Dry	St.	p(reduced)	
65		28.86	
Vis		0700	○ ⊕ fr
1/8 mi.			
Precip.	0.30 in.	1300	⊖ / ⊖
Snowfall	Snow cover	1900	⊖ / ○
in.	in.		

28 JUN 1948

0700 EST at STATE COLLEGE, PA.

Max 89	Wind F SW - 1	Barom. t 80	General Obs. RH = 97% 0'
Min 65	Clouds 6	p 28.92	
Dry 71	Cs, Co, Ci	p(reduced) 28.78	
Vis 7		0700 (II) / (O) partly cldy	
Precip. 0.03 in.		1300 (I) / (II) cloudy	
Snowfall in.	Snow cover in.	1900 (I) / (I) partly cldy	

29 JUN 1948

0700 EST at STATE COLLEGE, PA.

Max 87	Wind F W-3	Barom. t 84	General Obs. RH 86%
Min 69	Clouds 3	p 28.90	0' 1752-2145 ↕'
Dry 73	Ci cc	p(reduced) 28.76	
Vis 15		0700	⊙ / ⊙ ptly cldy
Precip. — in.		1300	⊙ ⊙ ptly cldy
Snowfall — in.	Snow cover — in.	1900	⊙ ⊕ rain

30 JUL 1948

0700 EST at STATE COLLEGE, PA.

Max	Wind F	Barom.	General Obs.
87	calm	t 76	90% w d'
Min	Clouds	p	1145-1155 °
62	1	28.81	1950-2000 10°
Dry	ca	p(reduced)	2100-2125 7/8
67		28.69	2125-2210 10°
Vis		0700	⊙ / ○
Precip.	in.	1300	⊙ / ○
Snowfall	Snow cover	1900	⊕ / ○
in.	in.		