

1 APR 1948

0700 EST at STATE COLLEGE, PA.

Max 61	Wind F S - 2	Barom. t 78	General Obs. RA. 97%
Min 52	Clouds 10 st	p 28.57	1600 $\overline{0.70}$ 1800 0 2055 $\overline{0.42}$ 2100 - 2300 13
Dry 56		p(reduced) 28.45	
Vis 12		0700 ○ ⊕ st	
Precip. 0.73 in.		1300 ○ ⊕ cu	
Snowfall — in.	Snow cover — in.	1900 ○ ⊕ Cc Cs	

2 APR 1948

0700 EST at STATE COLLEGE, PA.

Max 72	Wind F NW 2	Barom. t 78	General Obs. R.H. 93% — 0635 1-2 0700 - 1030 1-P
Min 45	Clouds 10 st	p 28.65	
Dry 45		p(reduced) 28.52	
Vis 7		0700	○ ⊕ st
Precip.	0.64 in.	1300	○ ⊕ cu
Snowfall — in.	Snow cover — in.	1900	○ ⊕ cs

3 APR 1948

0700 EST at STATE COLLEGE, PA.

Max 46	Wind F NW	Barom. t 73	General Obs. RH. 48% 0810-1015 $\overline{\text{di}}$
Min 32	Clouds Cu Sc 2	p 29.14	
Dry 33		p(reduced) 29.03	
Vis 25		0700 <input type="radio"/> <input type="radio"/>	
Precip.		1300 <input type="radio"/> <input type="radio"/>	
Snowfall — in.	T in. Snow cover — in.	1900 <input type="radio"/> <input type="radio"/>	

4 APR 1948		0700 EST at STATE COLLEGE, PA.	
Max	Wind F	Barom.	General Obs
43	NW 1	t 73	⌊° RH. 65%
Min	Clouds	p	
25	1cs	29.41	
Dry		p(reduced)	
29		29.30	
Vis		0700	○ ○
Precip.	T in.	1300	○ ○
Snowfall	Snow cover	1900	○ ⊕cs
T in.	EMAP in.		

5 APR 1948

0700 EST at STATE COLLEGE, PA. ✓

Max 62	Wind F SW 1	Barom. t 76	General Obs. RH. 40% 0640 72 -0145
Min 29	Clouds 8cs	p 29.06	
Dry 47		p(reduced) 28.94	
Vis 16		0700 ○ ⊙/cs	
Precip. — in.		1300 ○ ⊙ cu Sc	
Snowfall — in.	Snow cover — in.	1900 ○ ⊙/cs	

-6 APR 1948

0700 EST at STATE COLLEGE, PA. ✓

Max 73	Wind F WSW 2	Barom. t 78	General Obs. 88% 0125-0135 ° 0530-0540 ° 0740-0820 ° 0820-1010 1.1' 1010-1105 1.1' 1500 (°) - 1800
Min 47	Clouds 10 CS AC SC FC	p 28.85	
Dry 58		p(reduced) 27.72	
Vis 15		0700 ⊕ / ⊕	
Precip. T in.		1300 ○ ⊕	
Snowfall in.	Snow cover in.	1900 ○ ⊕	

-7 APR 1948

0700 EST at STATE COLLEGE, PA.

Max 62	Wind F E 2	Barom. t 76	General Obs. 86% 0755-0825 °° 2020-2100 °° 2330-24+ °°
Min 47	Clouds 10 Sc	p 29.04	
Dry 52		p(reduced) 28.92	
Vis 18		0700 ○ ⊕	
Precip. 0.10 in.		1300 ○ ⊕ Sc	
Snowfall in.	Snow cover in.	1900 ○ ⊕ Sc	









- 8 APR 1948

0700 EST at STATE COLLEGE, PA.

Max	Wind F	Barom.	General Obs.
55	S 3	t 74	100% = 0000-0340 1/9/° 0340-0600 1/11/° T _g 0350 T _g 0530 2000-2100 III-o
Min 50	Clouds 10	p 28.81	
Dry 50	St	p(reduced) 28.69	
Vis 2		0700	○ ⊕
Precip. 0.17 in.		1300	○ ○ clear 1 Fc
Snowfall — in.	Snow cover — in.	1900	○ ⊖ sc

- 9 APR 1948

0700 EST at STATE COLLEGE, PA.

Max	Wind F	Barom.	General Obs.
75	W 7-8	t 70	62%  0705-1040 
Min	Clouds	p	
38	4 AC	28.80	
Dry		p(reduced)	
38	cu cong Fc	28.69	
Vis		0700	 / 
20			
Precip.		1300	 
Snowfall	Snow cover	1900	  clear
in.	in.		

10 APR 1948

0700 EST at STATE COLLEGE, PA.

Max 38	Wind F NW 6	Barom. t 72	General Obs. 55% 1630-1800 o ₃ cs neb.
Min 28	Clouds /	p 29.20	
Dry 30		p(reduced) 29.08	
Vis 30		0700 ○ ○ <i>dear</i>	
Precip.	T in.	1300 ⊕ / ○ <i>ci</i>	
Snowfall T in.	Snow cover <i>evap</i> in.	1900 ⊕ / ○	

11 APR 1948

0700 EST at STATE COLLEGE, PA.

Max 54	Wind F SW 4	Barom. t 76	General Obs. 42% 0915 - 2400+ $\frac{1}{2}$ $\frac{1}{2}$ 1-2
Min 29	Clouds 10	p 28.80	
Dry 46	Cs As Ac	p(reduced) 28.68	1900: 0.64 Rain 53°
Vis 15		0700 \oplus / \ominus	
Precip. — in.		1300 \circ \oplus Rain	
Snowfall — in.	Snow cover — in.	1900 \circ \oplus Ram	

12 APR 1948

0700 EST at STATE COLLEGE, PA.

Max	Wind F	Barom.	General Obs.
55	W 1	t 76	100% RH 0000 - 0230 ●' 0730 ≡ 2
Min	Clouds	p	0230 - 0330 ● 0330 - 0600 ● 0600 - 10 ● 2-1 - 1020 ●
44	10 Ns	28.70	1750 - 1845 ●
Dry		p(reduced)	1300 : 0.30" cldy 59° 1900 : 0.31" cldy 37°
55		28.58	
Vis		0700	○ ⊕
1			
Precip.	1.82 in.	1300	○ ⊕ Sc und 0.30" cldy 59° Fc
Snowfall	Snow cover	1900	⊕ ⊕
in.	in.		

13 APR 1948

0700 EST at STATE COLLEGE, PA.

Max 60	Wind F NE 2	Barom. t 76	General Obs. RH 98 0330 -13/20 ² (T) 0115 ² 1350 -2400 ²⁻⁰
Min 37	Clouds 10 Ns St	p 29.18	
Dry 37		p(reduced) 29.05	1300: 0.43" RAIN 39° 1900: 0.59" RAIN 41°
Vis 12		0700	○ ⊕ Rain
Precip. 0.76 in.		1300	○ ⊕ Rain
Snowfall — in.	Snow cover — in.	1900	○ ⊕ Rain

14 APR 1948

0700 EST at STATE COLLEGE, PA.

Max	Wind F	Barom.	General Obs.
41	E 3	t 72	RH 98% 0000-1505.1
Min	Clouds	p	2145-2400.0
36	10 Ns	29.05	
Dry	St	p(reduced)	1300: 0.41" Rain 38° 1900: 0.67" cldy 39°
36		28.93	
Vis		0700	○ ⊕ Light rain
4			
Precip.	0.98 in.	1300	○ ⊕ Moderate rain
Snowfall	Snow cover	1900	○ ⊕ cloudy
— in.	— in.		

15 APR 1948

0700 EST at STATE COLLEGE, PA. ✓

Max 44	Wind F N 4	Barom. t 72	General Obs. RH 86% 0700 ⊙ -2330 2000 - 0330 *
Min 36	Clouds 10 Sc	p 29.00	
Dry 41		p(reduced) 28.89	1300: None cldy 49°
Vis 12		0700 ○ ⊕ cldy	
Precip. 0.67 in.		1300 ○ ⊕ cldy	
Snowfall — in.	Snow cover — in.	1900 ⊕ / ○ ci	

16 APR 1948

0700 EST at STATE COLLEGE, PA.

Max 58	Wind F SW 2	Barom. t 74	General Obs. RH 80% 0745-0805 ⊕
Min 39	Clouds 9	p 28.94	1505-1520 ⚡ 1817-1950 ⚡
Dry 45	Ci Ac	p(reduced) 28.82	
Vis 15		0700 ⊕ / ⊕	cldy
Precip. _____ in.		1300 ⊕ / ⊕	ptly cldy
Snowfall _____ in.	Snow cover _____ in.	1900 ⊕ / ⊕	rain

17 APR 1948

0700 EST at STATE COLLEGE, PA.

Max 70	Wind F N 4	Barom. t 75.0	General Obs. RH 56.2 D
Min 33	Clouds Few Sc	p 29.11	
Dry 33		p(reduced) 28.99	
Vis 25		0700	<input type="radio"/> <input type="radio"/> clear
Precip. 0.03 in.		1300	<input type="radio"/> <input type="radio"/> clear
Snowfall — in.	Snow cover — in.	1900	<input type="radio"/> <input type="radio"/> clear

18 APR 1948

0700 EST at STATE COLLEGE, PA.

Max	Wind F	Barom.	General Obs.
52	SE 1	t 76	1600 ☉ RH 58% 1730 + + - 1800
Min	Clouds	p	2000 ☉
28	None	29.32	2250-2400 ∇° ∇ 1815* * +
Dry		p(reduced)	
32		29.19	
Vis		0700	○ ○ clear
Precip.	_____ in.	1300	⊖ / ○ us
Snowfall	Snow cover	1900	⊖ / ○ us mel
_____ in.	_____ in.		








19 APR 1948

0700 EST at STATE COLLEGE, PA.

Max 57°	Wind F SW 3	Barom. t 76	General Obs. 0000-0430 ✓
Min 32	Clouds 10 Sc Ac	p 29.22	
Dry 48		p(reduced) 29.09	
Vis 20		0700 (II) (II) cloudy	
Precip. T in.		1300 (II) (O)	
Snowfall — in.	Snow cover — in.	1900 (II) (O)	

20 APR 1948

0700 EST at STATE COLLEGE, PA.

Max 67	Wind F Calm	Barom. t 74	General Obs. RH=62%
Min 48	Clouds 8 As	p 29.01	 2000-2400
Dry 57		p(reduced) 28.89	
Vis 8		0700  / 	
Precip. — in.		1300  / 	
Snowfall in.	Snow cover in.	1900  / 	

21 NOV 1948

0700 EST at STATE COLLEGE, PA.

Max 82	Wind F W 5	Barom. t 80	General Obs. RH = 70% 0000 ⁺ - 0130 E°
Min 51	Clouds Sc As	p 28.89	
Dry 51		p(reduced) 28.76	
Vis 8		0700 ⊕ / ⊙	
Precip. 0.01 in.		1300 ○ ⊕	
Snowfall in.	Snow cover in.	1900 ⊙ / ⊕	

22 APR 1948

0700 EST at STATE COLLEGE, PA.

Max 54	Wind F Calm	Barom. t 70	General Obs. RH = 98.7°
Min 35	Clouds Sc 2	p 29.22	5°
Dry 38		p(reduced) 29.11	
Vis 5		0700	<input type="radio"/> <input checked="" type="radio"/>
Precip. — in.		1300	<input type="radio"/> <input type="radio"/>
Snowfall in.	Snow cover in.	1900	<input type="radio"/> <input type="radio"/>

23 APR 1948

0700 EST at STATE COLLEGE, PA.

Max 62	Wind F WSW 2	Barom. t 73	General Obs. RH = 60% ̇° = 1730 - 1840
Min 38	Clouds 10 As	p 29.22	
Dry 45		p(reduced) 29.10	
Vis 11		0700 ⊕ / ○	
Precip. — in.		1300 ⊕ / ○	
Snowfall in.	Snow cover in.	1900 ⊕ / ○	

24 APR 1948

0700 EST at STATE COLLEGE, PA.

Max 64	Wind F Calm	Barom. t 70	General Obs. RH = 99%
Min 45	Clouds 10	p 29.04	1st RT ² 0030-0640
Dry 47	Nb St	p(reduced) 28.93	R 1615-1640 [T-1840]
Vis 6			Y 2115-2400+
		0700	1300 hove cldy 70°
Precip. 0.60 in.		1300	
Snowfall in.	Snow cover in.	1900	

25 APR 1948

0700 EST at STATE COLLEGE, PA.

Max 71	Wind F W 1	Barom. t 76	General Obs. RH = 94% 70000 - 0220
Min 47	Clouds St 6	p 28.86	
Dry 62		p(reduced) 28.74	
Vis 7		0700 ○ ⊖	
Precip. 0.09 in.		1300 ○ ⊖	
Snowfall in.	Snow cover in.	1900 ⊕ / ⊖	

26 APR 1948

0700 EST at STATE COLLEGE, PA.

Max 75	Wind F E 3	Barom. t 75	General Obs. RH = 95% ≡°
Min 55	Clouds 10 St	p 28.92	
Dry 56		p(reduced) 28.80	
Vis 6		0700 ○ ⊕	
Precip. — in.		1300 ○ ⊖	
Snowfall in.	Snow cover in.	1900 ○ ⊖	

27 APR 1948

0700 EST at STATE COLLEGE, PA.

Max 77	Wind F N 2	Barom. t 80	General Obs. RH. 58%
Min 51	Clouds 10 As Ac	p 28.84	1044-1055 -0 1345-1355 -0 1355-1700 1-1 1420 - 13 2000 - 5 0-2 2015-2400 1-1
Dry 54		p(reduced) 28.71	
Vis 17		0700	○ ⊕ As Ac
Precip. in.		1300	○ ⊕
Snowfall in.	Snow cover in.	1900	○ ⊕ Rain

28 APR 1948

0700 EST at STATE COLLEGE, PA.

Max	Wind F	Barom.	General Obs.
60	N 3	t 78	KL 100% 0000-0740 1.1 ^{0.2} 0740-1055 *1A
Min	Clouds	p	
37	10	28.59	
Dry	Ns	p(reduced)	
37		28.47	
Vis		0700	○ ⊕ Rain
Precip.		1900	○ ⊕ 0.16" cldy 39°
	0.56 in.		
Snowfall	Snow cover	1900	○ ○
— in.	— in.		

29 APR 1948

0700 EST at STATE COLLEGE, PA.

Max 42	Wind F W 1	Barom. t 76	General Obs. RH 992 ≡ 0100-0200 .°
Min 34	Clouds 9 Ci Ca Ac	p 28.65	
Dry 41		p(reduced)	
Vis 3		0700	⊙ / ⊙
Precip. 0.16 in.		1300	⊙ ⊙ sc
Snowfall T in.	Snow cover melted in.	1900	⊙ ⊙ sc

30 APR 1948

0700 EST at STATE COLLEGE, PA.

Max 54	Wind F W 5	Barom. t 75	General Obs. R.H. 72% 1230-1500
Min 41	Clouds S Ac As	p 28.53	
Dry 44		p(reduced) 28.41	
Vis 21		0700	○ ⊙
Precip. _____ in.		1300	○ ⊙ Ac As Cx
Snowfall _____ in.	Snow cover _____ in.	1900	○ ⊙ Sc