

SEP 1 1949

0700 EST at STATE COLLEGE, Pa.


General Obs.

Wind 133

Max 76	Wind F SW 3	Barom. t 77	85%
Min 59	Clouds 8 Ci den Sc +	p 28.73	∇° 0000-0100
Dry 60		p(reduced) 28.60	
Vis 22		0700 (II) / (II)	
Precip. 1 in.		1300 (II) (O)	
Snowfall in.	Snow cover in.	1900 (O) (O) clear	

SEP 2 1949

0700 EST at STATE COLLEGE, PA.

Max 68	Wind F W 1	Barom. t 74	General Obs. Wind 169 90%
Min 43	Clouds none	p 29.20	
Dry 47		p(reduced) 29.08	
Vis 20		0700 <input type="radio"/> <input type="radio"/>	
Precip.  in.		1300 <input type="radio"/> <input type="radio"/> clear	
Snowfall in.	Snow cover in.	1900 <input type="radio"/> <input type="radio"/> 1-C,	

SEP 2 1949

0700 EST at STATE COLLEGE, PA.

Max 72	Wind F calm	Barom. t 76	General Obs. 90% ≡° Wind 80
Min 47	Clouds 1-Ac	p 29.18	
Dry 53		p(reduced) 29.06	
Vis 20		0700 ○ ○	
Precip. ~ in.		1300 ⊕ ○	
Snowfall in.	Snow cover in.	1900 ○ ○	clear

SEP 4 1949

0700 EST at STATE COLLEGE, PA. ✓

Max 77	Wind F NE 1	Barom. t 79	General Obs. 0700 103 RH. 100%
Min 53	Clouds 10 Cs	p 29.06	≡° 1000 ⊙ 1830-2000 ⚡
Dry 59		p(reduced) 28.93	
Vis 6		0700 ⊕ / ○	
Precip. in.		1300 ⊕ / ⊕	
Snowfall in.	Snow cover in.	1900 ○ ⊕	







SEP 5 1949

0700 EST at STATE COLLEGE, PA.

Max 80	Wind F Sw 2	Barom. t 81	General Obs. wind 122 R.H. 100%
Min 59	Clouds 7As 3Ac	p 28.89	1130-1200 v° 1530-2400 r̄ v°
Dry 66		p(reduced) 28.76	
Vis 17		0700 ⊕ / ○	
Precip. T	in.	1300 ⊕ / ⊕	
Snowfall in.	Snow cover in.	1900 ⊕ ○	

SEP 6 1949

0700 EST at STATE COLLEGE, PA.

Max 84	Wind F NW 3	Barom. t 82	General Obs. wind 174 RH 86%
Min 62	Clouds 2 As 2 Sc	p 28.89	0000 - 0300 0° 0330 - 0630 0°
Dry 62		p(reduced) 28.76	
Vis 20		0700	 / 
Precip. 0.24 in.		1300	 
Snowfall in.	Snow cover in.	1900	 

SEP 7 1949

0700 EST at STATE COLLEGE, PA.

Max 76	Wind F NW 1	Barom. t 77	General Obs. wind 117 100%
Min 48	Clouds 6 Ac 2 As	p 29.00	
Dry 50		p(reduced) 28.88	
Vis 8		0700	⊙ / ⊙
Precip. in.		1300	⊙ ⊕
Snowfall in.	Snow cover in.	1900	⊙ ⊕

SEP 8 1949

0700 EST at STATE COLLEGE, PA.

Max 60	Wind F W-1	Barom. t 74	General Obs. Wind 78 100% 0130-0530 \downarrow 0-1
Min 50	Clouds observed	p 28.76	
Dry 54		p(reduced) 28.65	
Vis 4		0700 <input type="radio"/> <input checked="" type="radio"/>	
Precip. 0.25 in.		1300 <input type="radio"/> <input type="radio"/>	
Snowfall in.	Snow cover in.	1900 <input type="radio"/> <input type="radio"/>	

SEP 9 1949

0700 EST at STATE COLLEGE, PA.

Max 68	Wind F WNW 2	Barom. t 72	General Obs. wind 166 RH. 100%
Min 44	Clouds 1 c.	p 28.90	
Dry 46		p(reduced) 28.79	
Vis 25		0700	<input type="radio"/> <input type="radio"/>
Precip. in.		1300	<input type="radio"/> <input checked="" type="radio"/>
Snowfall in.	Snow cover in.	1900	<input type="radio"/> <input type="radio"/>

SEP 10 1948

0700 EST at STATE COLLEGE, PA.

Max 65	Wind F wsw 1	Barom. t 72	General Obs. wind 158 100%
Min 42	Clouds clear	p 29.09	
Dry 45		p(reduced) 28.98	
Vis 20		0700	<input type="radio"/> <input type="radio"/>
Precip. in.		1300	<input type="radio"/> <input type="radio"/>
Snowfall in.	Snow cover in.	1900	<input type="radio"/> <input type="radio"/>

SEP 11 1949

0700 EST at STATE COLLEGE, PA.

Max 70	Wind F N 1	Barom. t 74	General Obs. wind ool 100% ≡
Min 43	Clouds	p 29.23	
Dry 44		p(reduced) 29.12	
Vis 6		0700	○ ○
Precip.		1300	○ ⊖
Snowfall in.	Snow cover in.	1900	○ ⊕

SEP 12 1949

0700 EST at STATE COLLEGE, PA.

Max 71	Wind F SE 1	Barom. t 76	General Obs. wind 152 RH. 100% 1025-1030 v°
Min 44	Clouds 8 Sc 2 As	p 29.27	
Dry 59		p(reduced) 29.15	
Vis 10		0700 ⊕ / ⊖	
Precip. _____ in.		1300 ○ / ⊖	
Snowfall _____ in.	Snow cover _____ in.	1900 ⊖ / ⊖	

SEP 13 1949

0700 EST at STATE COLLEGE, PA.

Max 70	Wind F NE 1	Barom. t 75	General Obs. Wind 154 RH. 100% 0330-0600 ☹ 0600-0645 ☹ 0645-2400 ☹ 0-1
Min 59	Clouds 10 Ns	p 29.00	
Dry 59		p(reduced) 28.88	
Vis 4		0700 ○ ⊕	
Precip. 0.15 in.		1300 ○ ⊕	
Snowfall in.	Snow cover in.	1900 ○ ⊕	

SEP 14 1949

0700 EST at STATE COLLEGE, PA.

Max 65	Wind F sw 1	Barom. t 76	General Obs. wind 86 100% 0000-0700 1.1°-1
Min 59	Clouds 8cu	p 28.90	
Dry 65		p(reduced) 28.78	
Vis 4		0700 <input type="radio"/> <input checked="" type="radio"/>	
Precip. .52	in.	1300 <input type="radio"/> <input type="radio"/>	
Snowfall in.	Snow cover in.	1900 <input type="radio"/> <input type="radio"/>	

SEP 15 1949

0700 EST at STATE COLLEGE, PA.

Max 74	Wind F NW. 1	Barom. t 75	General Obs. Wind 78 RH 100% = $\frac{1130-1430}{1530-1730}$ 2330 - 2400
Min 50	Clouds 8 Ac	p 28.95	
Dry 52		p(reduced) 28.83	
Vis 2		0700 <input checked="" type="radio"/> / <input type="radio"/>	
Precip. _____ in.		1300 <input type="radio"/> <input type="radio"/>	
Snowfall in.	Snow cover in.	1900 <input type="radio"/> <input type="radio"/>	

SEP 16 1949

0700 EST at STATE COLLEGE, PA.

Max 64	Wind F N 1	Barom. t 74	General Obs. WIND 55 RH 98 90 0000-0430 .°
Min 52	Clouds 1 AC 8 AS	p 28.91	
Dry 55		p(reduced) 28.80	
Vis 6		0700 ⊕/○	
Precip. T in.		1300 ⊕/⊕	
Snowfall — in.	Snow cover — in.	1900 ⊕/○	

SEP 17 1949

0700 EST at STATE COLLEGE, PA.

Max 70	Wind F NW 1	Barom. t 72	General Obs. WIND 67 RH 95% = 0
Min 49	Clouds CI AS	P 28.96	
Dry 52		p(reduced) 28.85	
Vis 5		0700 ○ ○	
Precip. _____ in.		1300 ⊕ ○	
Snowfall _____ in.	Snow cover _____ in.	1900 ⊕ ○	

SEP 18 1943

0700 EST at STATE COLLEGE, PA.

Max 77	Wind F SW 1	Barom. t 76	General Obs. wind 123 RH 100%
Min 52	Clouds 8Ac 2As	p 28.86	08:30 - 0900 ↓ 1 14:30 - 1630 ↓ 1 20:30 - 2200 ↓ 0 23:30 - 2400 ↓ 0
Dry 63		p(reduced) 28.74	
Vis 14		0700 ⊕ ○	
Precip. in.		1300 ○ ⊕	
Snowfall in.	Snow cover in.	1900 ⊕ / ⊕	

SEP 19 1949

0700 EST at STATE COLLEGE, PA.

Max 83	Wind F NW 2	Barom. t 79	General Obs. WIND 207 RH 100 1455 - ° 1500 v
Min 63	Clouds 5LLCS 3SC	p 28.76	
Dry 63		p(reduced) 28.63	
Vis 15		0700 (1)/(1)	
Precip. .02 in.		1300 () (1)	
Snowfall — in.	Snow cover — in.	1900 () (1)	

SEP 20 1949

0700 EST at STATE COLLEGE, PA.

Max	Wind F	Barom.	General Obs. wind 200
76	W 3	t 76	RH. 90%
Min	Clouds	p	1130 - 1500 6°
53	5Sc	28.78	1730 - 1800 6°
Dry		p(reduced)	
53		28.66	
Vis		0700	<input type="radio"/> <input checked="" type="radio"/>
25			
Precip. T		1300	<input type="radio"/> <input checked="" type="radio"/>
	in.		
Snowfall	Snow cover	1900	<input type="radio"/> <input checked="" type="radio"/>
in.	in.		

SEP 21 1949

0700 EST at STATE COLLEGE, PA.

Max 61	Wind F W 1	Barom. t 73	General Obs. WIND 193 RH 100 % = °
Min 41	Clouds C 1 Ci	p 29.03	
Dry 47		p(reduced) 28.91	
Vis 20		0700 ○ ○	
Precip. 0.02 in.		1300 ⊕ / ○	
Snowfall — in.	Snow cover — in.	1900 ⊕ / ○	


SEP 22 1949

0700 EST at STATE COLLEGE, PA.

Max 71	Wind F SW 1	Barom. t 76	General Obs. wind 158 RH 100% 0030 - 1345 .°
Min 47 47	Clouds 5 NS 10 AS	p 28.78	☉ 1645
Dry 58		p(reduced) 28.66	
Vis 16		0700 ⊕/⊖	
Precip. 0.23 in.		1300 ○ ⊕	
Snowfall — in.	Snow cover — in.	1900 ⊕/○	

SEP 23 1949

0700 EST at STATE COLLEGE, PA.

ax 61	Wind F SW 1	Barom. t 72	General Obs. WIND 9P RH 100%
in 46	Clouds 9 NS 1 AS	p 28.58	0710 - 1130 \downarrow 1210 - 1245 \downarrow <small>microscopic</small> 1310 - 1410 \downarrow 1530 - 1615 \downarrow <small>1600</small> 
ry 48		p(reduced) 28.47	1730 - 1800 \downarrow
is 14		0700 ○ ⊕	
recip. 0.60 in.		1300 ○ ⊕	
snowfall — in.	Snow cover — in.	1900 ○ ⊕	

SEP 24 1949

0700 EST at STATE COLLEGE, PA.

Max 55	Wind F SW 2	Barom. t 75	General Obs. wind 163 RH 96 70
Min 43	Clouds 7 SC	p 28.91	
Dry 47		p(reduced) 28.79	
Vis 14		0700 ○ ⊙	
Precip. 0.11 in.		1300 ○ ⊙	
Snowfall — in.	Snow cover — in.	1900 ⊙ / ○	

SEP 25 1949

0700 EST at STATE COLLEGE, PA.

Max 59	Wind F SW 1	Barom. t 78	General Obs. WIND 157 RH 100% L°
Min 38	Clouds 1 CS	p 29.15	
Dry 39		p(reduced) 29.02	
Vis 12		0700 (1) / (0)	
Precip. — in.		1300 (0) (0)	
Snowfall — in.	Snow cover — in.	1900 (0) (0)	

SEP 26 1949

0700 EST at STATE COLLEGE, PA.

Max 66	Wind F NE 1	Barom. t 82	General Obs. wind 77 RH 100% ≡
Min 39	Clouds clear	p 29.29	
Dry 41		p(reduced) 29.15	
Vis 4		0700 ○ ○	
Precip. — in.		1300 ○ ○ clear	
Snowfall — in.	Snow cover — in.	1900 ○ ○ clear	

SEP 27 1949

0700 EST at STATE COLLEGE, PA.

Max 67	Wind F S 2	Barom. t 74	General Obs. Wind 152 98%
Min 41	Clouds 9 Sc Fc	p 29.08	131° 1715 - 2000 ▽ 2000 - 2400
Dry 54		p(reduced) 28.96	
Vis 15		0700 ⊕ ○	
Precip. — in.		1300 ⊕ ○	
Snowfall — in.	Snow cover — in.	1900 ⊕ ○	

SEP 28 1949

0700 EST at STATE COLLEGE, PA.

Max 65	Wind F SW 1	Barom. t 74	General Obs. Wind 125 100% T-1320
Min 54	Clouds 10 Sc	p 28.77	▽ ⁰⁰ 0000-0630 ▽ ⁰⁴ 1245-1900 ▽ ⁰⁰ 2000-2100
Dry 59		p(reduced) 28.65	
Vis 3		0700 ⊕ ○	
Precip. 0.42 in.		1300 ⊕ ○ ▽	
Snowfall - in.	Snow cover - in.	1900 ⊕ ○	

SEP 29 1949

0700 EST at STATE COLLEGE, PA.

Max 70	Wind F NW 2	Barom. t 72	General Obs. 100%	Wind 096
Min 48	Clouds 10 Ac As	p 28.74	730 - 1300	
Dry 49	1- Fc	p(reduced) 28.63		
Vis 25		0700	⊕	○
Precip. 0.25 in.		1300	⊕	○
Snowfall — in.	Snow cover — in.	1900	⊕	○

B1N/0VC

SEP 30 1949

0700 EST at STATE COLLEGE, PA.

Max 55	Wind F NW 2	Barom. t 68	General Obs. Wind 089 94%
Min 44	Clouds 1- Fe	p 29.00	
Dry 44		p(reduced) 28.90	
Vis 25		0700	<input type="radio"/> <input type="radio"/>
Precip. 0.01 in.		1300	<input type="radio"/> <input type="radio"/> clear
Snowfall ~ in.	Snow cover ~ in.	1900	<input type="radio"/> <input type="radio"/> clear