

JAN 1949		0700 EST at STATE COLLEGE, PA.	
Max 40	Wind F NE 1	Barom. t 70	General Obs. RH = 99%
Min 31	Clouds 10 St	p 28.77	0600 - 1830 • ² 2010 - 24+ • ¹
Dry 34		p(reduced) 28.66	1800: 0.56" heavy Rain 340 1900 1.05" 214 30
Vis 1/4 mi.		0700	○ ⊕ St
Precip. 0.02 in.		1300	○ ⊕ Ns
Snowfall — in.	Snow cover — in.	1900	○ ⊕

-2 JAN 1948

0700 EST at STATE COLLEGE, PA.

Max 37	Wind F NE 1	Barom. t 68	General Obs. *0130-24*0'00-0130 RH=98%
Min 31	Clouds 10 Ns	p 28.24	
Dry 32		p(reduced) 28.14	(300 .07 snow (*°) 34 (T.D.=3.3, since 0700 27*)
Vis 8		0700	○ ⊕ Ns
Precip. 1.50 in.		1300	○ ⊕ Ns
Snow all 2.2 in.	Snow cover 2.2 in.	1900	○ ⊕ Ns

-3 JAN 1949

0700 EST at STATE COLLEGE, PA.

Max 34	Wind F NE 2	Barom. t 68	General Obs. 00-0215 *°
Min 27	Clouds 10 St	p 28.90	
Dry 27		p(reduced) 28.80	
Vis 12		0700 ○ ⊕ St.	
Precip. 0.10 in.		1300 ○ ⊕ St	
Snowfall 0.7 in.	Snow cover 3.0 in.	1900 ○ ⊕ St	

- 4 JAN 1948

0700 EST at STATE COLLEGE, PA.

Max 33	Wind F E 2	Barom. t 68	General Obs. RH=88% 0015-0130 * 7° 0720-0830
Min 24	Clouds 10 st	p 28.82	1410-24+ *0
Dry 25		p(reduced) 28.72	
Vis 10		0700	○ ⊕ St.
Precip.	T in.	1300	○ ⊕
Snowfall T in.	Snow cover 1.8 in.	1900	○ ⊕ St snow

5- JAN 1948

0700 EST at STATE COLLEGE, PA.

Max 27	Wind F Caln	Barom. t 66	General Obs. 0000 - 0130 *° RH - 98% ≡ 0000 - 0130 *° 0900 - 1400 *°
Min 22	Clouds 10 ST	p 28.88	
Dry 23		p(reduced) 28.78	
Vis 1/4 mi.		0700 ○ ⊕ St.	
Precip. 0.11 in.		1300 ○ ⊕ St	
Snowfall 1.2 in.	Snow cover 3.0 in.	1900 ○ ⊕ St	

6- JAN 1948

0700 EST at STATE COLLEGE, PA.

Max 32	Wind F calm	Barom. t 67	General Obs. RH. 82% 0500-0640 * ^o 0700-2100 * ⁱ 2100 — * ^o
Min 22	Clouds 10 st	p 28.87	
Dry 28		p(reduced) 28.77	
Vis 6		0700	○ ⊕
Precip. —	in.	1300	○ ⊕
Snowfall — in.	Snow cover 2.8 in.	1900	○ ⊕

7- JAN 1948

0700 EST at STATE COLLEGE, PA.

Max	Wind F	Barom.	General Obs.
31	W 5	t 65	0000-0700 * 7071 0700-0705 * 0800-0810 * 0930-0945 *
Min	Clouds	p	
23	7 Sc	28.78	
Dry		p(reduced)	
23		28.69	
Vis		0700	○ ⊕ Sc
Precip.		1300	○ ⊕ Sc Cv
Snowfall	Snow cover	1900	○ ⊕ Sc
1.5 in.	4.2 in.		

8- JAN 1948

0700 EST at STATE COLLEGE, PA. ✓

Max 28	Wind F SE 2	Barom. t 64	General Obs. RH. 88% 1400 a 4 neb
Min 16	Clouds 8 As	p 28.89	
Dry 18		p(reduced) 28.80	
Vis 6		0700 ○ ⊕ As	
Precip. T in.		1300 ○ ⊕ As Ci	
Snowfall T in.	Snow cover 4.2 in.	1900 ○ ⊕ As Ci	

9- JAN 1948

0700 EST at STATE COLLEGE, PA.

Max 45	Wind F SW 7	Barom. t 67	General Obs. ° 0430-0640 1340-1450 1500-1700 2000-2200 AM. 94% ☀
Min 18	Clouds 10 st	p 28.37	
Dry 45		p(reduced) 28.28	
Vis 10		0700 ○ ⊕ st	
Precip. T in.		1300 ○ ⊥ cu	
Snowfall in. 3.9 in.	Snow cover in. 3.9 in.	1900 ○ ⊥ cu	

10 JAN 1948

0700 EST at STATE COLLEGE, PA.

Max 48	Wind F NW 6	Barom. t 65	General Obs. RH. 65% 0300-0830* 1910-1920* ▽ ▽
Min 25	Clouds 9 Sc Cu	p 28.91	
Dry 25		p(reduced) 28.82	
Vis 20		0700	○ ⊕ Sc Cu
Precip. T in.		1300	○ ⊕ Sc
Snowfall T in.	Snow cover 1.0 in.	1900	○ ⊕ Sc

11 JAN 1948

0700 EST at STATE COLLEGE, PA.

Max 25	Wind F NW 4	Barom. t 63	General Obs. RH. 70%
Min 18	Clouds 2 sc	p 29.21	
Dry 18		p(reduced) 29.12	
Vis 12		0700 ○ ⊙ sc	
Precip. T in.		1300 ○ ○	
Snowfall T in.	Snow cover 0.6 in.	1900 ○ ⊙ ci	

12 JAN 1948

0700 EST at STATE COLLEGE, PA.

Max	Wind F	Barom.	General Obs.
33	SW 4	t 64	RH. 98%
Min	Clouds	p	0530 - 0730 * 0730 - 1130 * 1130 - 1600 * 1600 - 1700 / 0 2015 - 2120 . 0
18	10 Nst	28.97	#
Dry		p(reduced)	
26		28.88	
Vis		0700	○ ⊕ st Ns
5			
Precip.		1300	○ ⊕ st Ns
0.02 in.			
Snowfall	Snow cover	1900	○ ⊕ st.
0.2 in.	0.8 in.		

13 JAN 1948

0700 EST at STATE COLLEGE, PA.

Max 37	Wind F SW 1	Barom. t 67	General Obs. 90% 0030-0130 .0 0950-1010 .9
Min 26	Clouds 10 sc	p 28.77	
Dry 34		p(reduced) 28.67	
Vis 8		0700	○ ⊕
Precip. 0.11 in.		1300	○ ⊕ Sc.
Snowfall 1.0 in.	Snow cover 1.6 in.	1900	○ ⊕ Sc. con

14 JAN 1948

0700 EST at STATE COLLEGE, PA.

Max 38	Wind F WSW 2	Barom. t 65	General Obs. 70%
Min 18	Clouds 6 AC	p 28.75	0900 ← 0930 (* ^o) (from clear sky) -1215
Dry 18		p(reduced) 28.65	1830 - 1930 (* ^o)
Vis 15		0700	⊖ ⊙
Precip. T in.		1300	⊖ ⊙
Snowfall — in.	Snow cover 0.8 in.	1900	⊖ ⊙

15 JAN 1948 0700 EST at STATE COLLEGE, PA.

Max	Wind F	Barom.	General Obs.
20	5W 2	t 61	24% 0 LI*
Min	Clouds	p	
0	0	29.06	
Dry	/	p(reduced)	
1		28.97	
Vis		0700	○ ○ clear ○
Precip.	0.01 in.	1300	⊕ / ○ ci
Snowfall	Snow cover	1900	⊕ / ○ ci
0.2 in.	1.0 in.		

16 JAN 1948

0700 EST at STATE COLLEGE, PA.

Max	Wind F	Barom.	General Obs.
20	SW 2	t 58	50% 0950 - 1010 / * ^o
Min	Clouds	p	
0	10	28.98	2250 - 24+ * ^o
Dry		p(reduced)	
20	As	28.90	
Vis		0700	
12		⊕	○
Precip.	in.	1300	
—		⊕	○
Snowfall	Snow cover	1900	
in.	0.8 in.	⊕	○

17 JAN 1948

0700 EST at STATE COLLEGE, PA.

Max	Wind F	Barom.	General Obs.
33	calm	t 65	-00-0005 * ^o 0005-1445 *'
Min	Clouds	p	
20	Ns 10	29.07	
Dry		p(reduced)	
22		28.97	
Vis		0700	⊕ ○ *'
0.5			
Precip.		1300	⊕ ○
0.20 in.			
Snowfall	Snow cover	1900	⊕ ○
2.8 in.	3.2 in.		

18 JAN 1948

0700 EST at STATE COLLEGE, PA.

Max	Wind F	Barom.	General Obs.
25	NW 2	t 65	66°
Min	Clouds	p	
7	1	29.09	
Dry	Ac	p(reduced)	
8		28.99	
Vis		0700	⊙ ○ clear
20			
Precip.	0.08 in.	1300	⊙ ○ clear
Snowfall	1.0 in.		
Snow cover	4.0 in.	1900	⊙ ○ clear

19 JAN 1948

0700 EST at STATE COLLEGE, PA.

✓

Max 17	Wind F S 2	Barom. t 63	General Obs. H' 92%	1600-1630 -φ° cs neb
Min -4	Clouds —	p 29.22		
Dry -4		p(reduced) 29.13		
Vis 5		0700	○ ○ clear	
Precip. — in.		1300	○ ○ clear, few ci fil.	
Snowfall — in.	Snow cover 3.7 in.	1900	○ ○ clear, few ci	

20 JAN 1948

0700 EST at STATE COLLEGE, PA.

Max	Wind F	Barom.	General Obs.
21	SW 3	t 66	
Min	Clouds	p	
-5	ci, si.	29.12	
Dry		p(reduced)	
18		29.02	
Vis		0700	⊙ / ⊙ Partly cldy
Precip.	— in.	1300	⊙ ⊙ clear
Snowfall	Snow cover	1900	⊙ ⊙ cldy
— in.	3.5 in.		








21 JAN 1943

0700 EST at STATE COLLEGE, PA.

Max	Wind F	Barom.	General Obs.
37	calm	t 68	85% 0520-0820 *
Min	Clouds	p	
15	10 Ns Sc	28.59	
Dry		p(reduced)	
30		28.49	
Vis		0700	
4		○ ⊕	Snowing
Precip.	T in.	1300	○ ⊕
Snowfall	Snow cover	1900	○ ⊕
T in.	3.0 in.		

22 JAN 1948

0700 EST at STATE COLLEGE, PA.

Max	Wind F	Barom.	General Obs.
38	calm	t 68	98% 
Min	Clouds	p	0245-0530 *°
19	8	28.18	0740-0850 *°
Dry	Sc	p(reduced)	0945-1430 *°
19	As	28.08	
Vis	Ci	0700	 /  cloudy
Precip.	0.05 in.	1300	 /  cloudy
Snowfall	Snow cover	1900	 /  cloudy
1.2 in.	2.7 in.		

23 JAN 1948

0700 EST at STATE COLLEGE, PA.

Max 25	Wind F W 3	Barom. t 64	General Obs. 78%
Min 8	Clouds sc	p 28.69	0330-0345 ☼ 0840-0935 ☼ 1220-1240 ☼
Dry 8		p(reduced) 28.60	
Vis 7		0700 ○ ○ clear	
Precip. 0.01 in.		1300 ⊕ / ⊕ cldy	
Snowfall 0.2 in.	Snow cover 2.5 in.	1900 ⊕ / ⊕ cldy	

24 JAN 1948

0700 EST at STATE COLLEGE, PA.

Max 14	Wind F NE 2	Barom. t 60	General Obs. 60% 0928-2330 * ^o -2
Min -2	Clouds 10 Cs As	p 29.08	
Dry 1		p(reduced) 29.00	1900 spw: 0.49" snow T, new snow 7.5" total 9.5" on ground
Vis 12		0700 ⊕ / ○	cldy
Precip. T in.		1300 ○ ⊕	snow
Snowfall T in.	Snow cover 2.0 in.	1900 ○ ⊕	snow

25 JAN 1948

0700 EST at STATE COLLEGE, PA.

Max	Wind F	Barom.	General Obs.
11	W 5	t 66	82% 0330-0430 $\frac{5}{8}$ °
Min	Clouds	p	
0	4 sc	29.05	
Dry		p(reduced)	
10		28.95	1300 Sp None cldy 14°
Vis		0700	○ ⊙ partly cldy
5			
Precip.	0.54 in.	1300	⊕ / ○ cldy
Snowfall	Snow cover	1900	⊕ / ○ ptly cldy
8.5 in.	10.5 in.		

26 JAN 1948

0700 EST at STATE COLLEGE, PA.

Max	Wind F	Barom.	General Obs.
17	SW3	t 66	942 L ²
Min	Clouds	p	∞ ⊕ 1330
1	None	29.23	
Dry		p(reduced)	
3		29.13	
Vis		0700	○ ○ clear
5			
Precip.	— in.	1300	⊕ / ○ Cs
Snowfall	Snow cover	1900	⊕ / ○ As
— in.	10.5 in.		

27 JAN 1948

0700 EST at STATE COLLEGE, PA.

Max 22	Wind F WSW 3	Barom. t 67	General Obs. RH. = 78%
Min 1	Clouds 3 Cs	p 29.08	
Dry 14		p(reduced) 28.98	
Vis 12		0700	☉ / ☉ Cs
Precip. — in.		1300	☉ / ☉ Ci, Cs
Snowfall — in.	Snow cover 10.5 in.	1900	☉ ☉ Clear

28 JAN 1948

0700 EST at STATE COLLEGE, PA.

Max 22	Wind F W 5	Barom. t 66	General Obs. RH. = 74%
Min 5	Clouds 1 St	p 29.17	
Dry 5		p(reduced) 29.07	
Vis 15		0700 ○ ⊕ St	
Precip. — in.		1300 ○ ○ clear	
Snowfall — in.	Snow cover 10.0 in.	1900 ○ ○ clear	

29 JAN 1948

0700 EST at STATE COLLEGE, PA. ✓

Max 20	Wind r SW 3	Bar m. t 66	General Obs. RH. = 44% ☐ 0600 (30 th Jan)
Min 4	Clouds 0	p 28.92	
Dry 6		t (reduced) 28.82	
Vis 15		0700 ○ ○ clear	
Precip. — in.		1300 ○ ○ clear	
Snowfall — in.	Snow cover 9.8 in.	1900 ○ ○ clear	

30 JAN 1948

0700 EST at STATE COLLEGE, PA.

Max 24	Wind F 3 NW	Barom. 68	General obs. R.H.=60%
Min 6	Clouds 7 Cs	P 28.96	☉ (0800-0845)
Dry 11		(reduced) 28.86	
Vis 12		0700	☉ / ○ Cs
Precip. — in.		1300	☉ / ○ Cs
Snowfall — in.	Snow cover 8.0 in.	1900	☉ / ○ Cs

31 JAN 1948

0700 EST at STATE COLLEGE, PA.

Max 16	Wind F Calm	Barom. t 67	General Obs. R.H. = 85% ☉ 0800-1600
Min -8	Clouds 0	p 29.24	
Dry -6		p(reduced) 29.14	
Vis 15		0700 ○ ○ clear	
Precip. — in.		1300 ○ ⊓ Cs Cc	
Snowfall — in.	Snow cover 7.0 in.	1900 ○ ⊓ Cs	