

JAN 1949

0700 EST at STATE COLLEGE, PA.

Max 30	Wind F NW 8	Barom. t 66	General Obs. RH. 70% Wind 44/ 0000-2400 * 21 III
Min 24	Clouds 8c	p 28.22	
Dry 30		p(reduced) 28.13	
Vis 14		0700 ○ ⊕	
Precip. 0.06 in.		1300 ○ ⊕	
Snowfall 0.6 in.	Snow cover 1.7 in.	1900 ○ ⊕	

2 JAN 1949

0700 EST at STATE COLLEGE, PA.

Max	Wind F	Barom.	General Obs.
31	WNW 6	t 68	wind 620 RH 74% III
Min	Clouds	p	000-0100 †
28	8cv	28.59	
Dry		p(reduced)	
28		28.49	
Vis		0700	○ ⊕
18			
Precip.		1300	○ ⊕
0.12 in.			
Snowfall	Snow cover	1900	○ ○
2.0 in.	3.0 in.		

3 JAN 1949

0700 EST at STATE COLLEGE, PA.

Max 35	Wind F SW 3	Barom. t 71	General Obs. RH. 78% Wind 38 ^{est.} 1400(0)
Min 25	Clouds 10 Sc	p 29.03	
Dry 29		p(reduced) 28.92	
Vis		0700 ○ ⊕	
Precip. _____ in.		1300 ⊕ / ○	
Snowfall _____ in.	Snow cover 2.3 in.	1900 ⊕ / ○	

4 JAN 1949

0700 EST at STATE COLLEGE, PA.

Max 37	Wind F calm	Barom. t 73	General Obs. RH. 92% 1950-2120 ° 2330-2400 °	WIND 039
Min 24	Clouds 10 A>	p 29.20		
Dry 27		p(reduced) 29.09		
Vis 7		0700 ⊕/○		
Precip. _____ in.		1300 ⊕/○		
Snowfall _____ in.	Snow cover 1.6 in.	1900 ⊕/Ⓜ		

5 JAN 1940

0700 EST at STATE COLLEGE, PA.

Max 37	Wind F SE 3	Barom. t 74	General Obs. RH. 98% WIND 208
Min 27	Clouds 10Ns	p 29.00	0000 - 1940.°
Dry 37		p(reduced) 28.89	Specials: 1300 0.40 = 40° 0.5 1900 0.57 = 40° 0.2
Vis 3		0700	○ ⊕
Precip. 0.14 in.		1300	○ ⊕
Snowfall — in.	Snow cover 1.2 in.	1900	○ ⊕








6 JAN 1949

0700 EST at STATE COLLEGE, PA.

Max 47	Wind F SW 5	Barom. t 74	General Obs. RH 52% wind 291
Min 32	Clouds 1 sc	p 28.59	° 0000 - 0310 1550 - 2400
Dry 32		p(reduced) 28.48	
Vis 18		0700 ○ ○	SP 1300 time Pthly 37, T
Precip. 0.68 in.		1300 ○ ⊕	
Snowfall — in.	Snow cover T in.	1900 ○ ⊕	

7 JAN 1949

0700 EST at STATE COLLEGE, PA.

Max 89	Wind F NW 9	Barom. t 65	General Obs. RH. 54% Wind 791
Min 31	Clouds 8 Sc	p 28.51	0000-0200 
Dry 38		p(reduced) 28.42	
Vis 17		0700  	
Precip. T in.		1300  	
Snowfall T in.	Snow cover T in.	1900  	

8 JAN 1949

0700 EST at STATE COLLEGE, PA.

Max 49	Wind F SW 2	Barom. t 75	General Obs. wind 350 RH 54%
Min 37	Clouds 10 Ac	p 28.80	
Dry 41		p(reduced) 28.68	
Vis 12		0700 ○ ⊕	
Precip. _____ in.		1300 ⊕ / ○	
Snowfall _____ in.	Snow cover - F in.	1900 ⊕ / ○	

9 JAN 1949

0700 EST at STATE COLLEGE, PA.

Max 52	Wind F Calm.	Barom. t 77	General Obs. RH. 60% ∞'	WIND 131
Min 37	Clouds 8Ac	p 29.02		
Dry 39		p(reduced) 28.90		
Vis 6		0700	⊙/○	
Precip.		1300	⊙/○	
Snowfall — in.	Snow cover T in.	1900	⊙/○	

10 JAN 1949

0700 EST at STATE COLLEGE, PA.

Max 55	Wind F calm	Barom. t 78	General Obs. RH. 94% wind 054
Min 36	Clouds 2 Ac 8 Cc	p 29.22	22-23 ^h ⊙
Dry 36		p(reduced) 29.09	
Vis $\frac{1}{2}$		0700 ⊕ / ⊕	
Precip. _____ in.		1300 ⊕ ⊙	
Snowfall _____ in.	Snow cover _____ in.	1900 ⊕ ⊙	

11 JAN 1949

0700 EST at STATE COLLEGE, PA.

Max 49	Wind F E 2	Barom. t 76	General Obs. Wind 171 :° 0400-0500
Min 32	Clouds F Ac	p 29.23	
Dry 32		p(reduced) 29.10	
Vis 20		0700 ⊕ ○	
Precip. —	in.	1300 ⊕ / ○	
Snowfall —	Snow cover —	1900 ⊕ ○	
in.	in.		

12 Jan 1949

0700 EST at STATE COLLEGE, PA.

Max 34	Wind F S.W 2	Barom. t 70	General Obs. Wind 232 70%
Min 25.6	Clouds 10 SC	p 28.84	2150-2200
Dry 27		p(reduced) 28.73	
Vis 16		0700	<input checked="" type="radio"/> <input type="radio"/>
Precip. -	in.	1300	<input checked="" type="radio"/> <input type="radio"/>
Snowfall in.	Snow cover in.	1900	<input checked="" type="radio"/> <input type="radio"/>

JAN 13 1949

0700 EST at STATE COLLEGE, PA.

Max 29	Wind F W 5	Barom. t .70	General Obs. Wind 450 1.4/10
Min 27	Clouds 9+Sc	p 28.80	
Dry 30		p(reduced) 28.69	
Vis 17	0700	⊕ ○ B.N.O.R.C	
Precip. —	in.	1300	⊕ ○
Snowfall —	in.	Snow cover —	in.
		1900	⊕ / ○

JAN 14 1949

0700 EST at STATE COLLEGE, PA.

Max 38	Wind F N 6	Barom. t 66	General Obs. Wind 563 85m
Min 28	Clouds 10 Sc	p 28.67	5° 0300 - 0700
Dry 33		p(reduced) 28.57	3° 0630 - 0650
Vis 6		0700	1145 - 1700
Precip. - / in.		1300	⊕ ○
Snowfall - in.	Snow cover - in.	1900	⊕ ○

JAN 15 1949

0700 EST at STATE COLLEGE, PA. ✓

Max 35	Wind F E 2	Barom. t 68	General Obs. Wind 358 82 % ⊙ 2155
Min 27	Clouds 10 Sc	p 24.10	▽ 1730-1745
Dry 27		p(reduced) 29.00	
Vis 20		0700 ⊕ ○	
Precip. T in.		1300 ⊕ ○	
Snowfall T in.	Snow cover - in.	1900 ⊕ ○	

JAN 16 1940

0700 EST at STATE COLLEGE, PA.

Max 37	Wind F SW 2	Barom. t 72	General Obs. Wind 260 82%
Min 27	Clouds 7 Cc CS	p 29.01	• ^o 1130 - 1240 • ^o 2030 - 2130
Dry 33	AC cast Sc	p(reduced) 28.90	
Vis 12		0700 ⊕ / ⊕	
Precip. T in.		1300 ⊕ / ⊙	
Snowfall — in.	Snow cover — in.	1900 ⊕ / ⊙	

JAN 17 1949

0700 EST at STATE COLLEGE, PA.

Max 50	Wind F calm	Barom. t 76	General Obs. wind 113 E 1500
Min 32	Clouds obscured by fog	p 28.89	5 ⁰⁰ 0500-0910
Dry 40		p(reduced) 28.77	
Vis 1/2		0700	<input checked="" type="checkbox"/> <input type="checkbox"/>
Precip. 0.02 in.		1300	<input type="checkbox"/> <input checked="" type="checkbox"/>
Snowfall — in.	Snow cover — in.	1900	<input type="checkbox"/> <input checked="" type="checkbox"/>

JAN 18 1949

0700 EST at STATE COLLEGE, PA.

Max 47	Wind F NE 2	Barom. t 74	General Obs. WIND 189 RH. 74%
Min 34	Clouds 9sc	p 29.21	1015-1430 °° 1505-1600 °° 2105-2400 °°
Dry 34		p(reduced) 29.09	
Vis 9		0700	○ ⊕
Precip. 0.01 in.		1300	○ ⊕
Snowfall — in.	Snow cover — in.	1900	○ ⊕

JAN 19 1949

0700 EST at STATE COLLEGE, PA.

Max 50	Wind F SW 6	Barom. t 73	General Obs. WIND 365 RH. 98% 0000 - 0 430 °-1 2015 - 2020 * v
Min 34	Clouds 10 st.	p 28.77	
Dry 50		p(reduced) 28.66	
Vis 8		0700 ○ ⊕	
Precip. 0.17 in.		1300 ○ ⊕	
Snowfall — in.	Snow cover — in.	1900 ○ ⊕	

JAN 20 1949

0700 EST at STATE COLLEGE, PA.

Max 52	Wind F N 3	Barom. t 71	General Obs. wind 485 RH. 58%
Min 22	Clouds 2 Sc	p 29.41	
Dry 22		p(reduced) 29.30	
Vis 20		0700 ○ ⊖	
Precip. T in.		1300 ⊖ / ○	
Snowfall T in.	Snow cover evap in.	1900 ⊖ / ○	

JAN 21 1949

0700 EST at STATE COLLEGE, PA.

Max 34	Wind F SE 3	Barom. t 70	General Obs. wind 239 RH. 48% 1015 - 1100 + 0.1 1100 - 1730 2 1730 - 2400 = 0
Min 21	Clouds BCs	p 29.42	
Dry 25		p(reduced) 29.32	
Vis 15		0700	⊖ ○
Precip. in.		1300	○ ⊕
Snowfall in.	Snow cover in.	1900	○ ⊕

JAN 22 1949

0700 EST at STATE COLLEGE, PA.

Max 39	Wind F WNW 3	Barom. t 73	General Obs. 87% wind 258
Min 25	Clouds 10 st.	p 29.20	0000-0300 .° 0445-0610 3'
Dry 37		p(reduced) 29.09	
Vis 6		0700	<input type="radio"/> <input checked="" type="radio"/>
Precip. 0.47 in.		1300	<input type="radio"/> <input type="radio"/>
Snowfall 2.5 in.	Snow cover 1.0 in.	1900	<input type="radio"/> <input type="radio"/>

JAN 23 1949

0700 EST at STATE COLLEGE, PA.

Max 40	Wind F NE 1	Barom. t 71	General Obs. Wind 193 RH 93% 1330-2400 W
Min 24	Clouds 10 As	p 29.35	
Dry 24		p(reduced) 29.24	
Vis 7		0700	<input type="radio"/> <input checked="" type="radio"/>
Precip. in.		1300	<input type="radio"/> <input checked="" type="radio"/>
Snowfall in.	Snow cover 0.5 in.	1900	<input type="radio"/> <input checked="" type="radio"/>

JAN 24 1949

0700 EST at STATE COLLEGE, PA.

Max 34	Wind F SW 2	Barom. t 72	General Obs. wind 157 RH. 100% \equiv 0900-0600 \curvearrowright 0600-1700 $3^{\circ-1}$ 1700-2400 $0^{\circ-1}$
Min 24	Clouds obscured	p 28.99	
Dry 34		p(reduced) 28.88	
Vis 1		0700 <input type="radio"/> <input checked="" type="radio"/> drizzle	
Precip. 0.64 in.		1300 <input type="radio"/> <input checked="" type="radio"/> SpWx T 9° 35	
Snowfall in.	Snow cover in.	1900 <input type="radio"/> <input checked="" type="radio"/> rain fog - fog	

JAN 25 1949

0700 EST at STATE COLLEGE, PA.

Max 75	Wind F NW 2	Barom. t 75	General Obs. Wind 063 98% • 0000-0200 • 0500-0600 • 1245-1330
Min 33	Clouds 10 AsAc Sc Fs	p 29.13	
Dry 42		p(reduced) 29.01	
Vis 7		0700 ⊕ ⊖	
Precip. 0.12 in.		1300 ○ ⊕	Sp Wx T 9° 36
Snowfall — in.	Snow cover — in.	1900 ○ ⊕	

JAN 26 1949

0700 EST at STATE COLLEGE, PA.

Max 42	Wind F calm	Barom, t 68	General Obs. 100% =°	Wind 175
Min 29	Clouds 10 Sc	p 29.09	0000-0200 5° ~ 0530-0800 • 0800-1600 ° 1600-1730 ° 2200-2400	
Dry 32		p(reduced) 28.99		
Vis 2		0700	○ ⊕	freezing rain
Precip. 0.03 in.		1300	○ ⊕	rain
Snowfall — in.	Snow cover — in.	1900	○ ⊕	

JAN 27 1949

0700 EST at STATE COLLEGE, PA.

Max 40	Wind F NW 2	Barom. t 72	General Obs. Wind 009 88%
Min 32	Clouds 10 Sc	p 29.04	• 1700 - 2400
Dry 34		p(reduced) 28.93	
Vis 9		0700 ○ ⊕	
Precip. 0.43 in.		1300 ○ ⊕	Spwx 0 cldy 32°
Snowfall in.	Snow cover in.	1900 ○ ⊕	rain

JAN 28 1949

0700 EST at STATE COLLEGE, PA.

Max 38	Wind F W 3	Barom. t 28.44	General Obs. Wind 021 100% 1500 0-2 0000-0530 3° 0530-0730 14° 1630-2000 17° 2200-2400
Min 31	Clouds 0 Sc	p 28.34	
Dry 33		p(reduced)	
Vis 2		0700 ○ ⊕ arizzle	
Precip. 0.52 in.		1300 ⊕ / ⊕ Sp Wx T cldy 50°	
Snowfall — in.	Snow cover — in.	1900 ○ ⊕	

JAN 29 1949

0700 EST at STATE COLLEGE, PA.

Max 53	Wind F W 5	Barom. t 69	General Obs. Wind 535 70%
Min 29	Clouds As Sc	p 28.82	* ^o 0000-2400
Dry 29		p(reduced) 28.71	
Vis 4		0700 ⊕ ⊖	
Precip. T in.		1300 ○ ⊖	
Snowfall T in.	Snow cover T in.	1900 ○ ⊖	

JAN 30 1949

0700 EST at STATE COLLEGE, PA.

Max 30	Wind F WNW 2	Barom. t 66	General Obs. Wind 508 RH. 79% @ 1100
Min 8	Clouds 2 c _s	p 29.31	
Dry 8		p(reduced) 29.21	
Vis 12		0700 ⊕ ○	
Precip. .01 in.		1300 ⊕ ○	
Snowfall 0.1 in.	Snow cover 0.1 in.	1900 ⊕ ⊕ ○	

JAN 31 1949

0700 EST at STATE COLLEGE, PA.

Max 25	Wind F SE 2	Barom. t 69	General Obs. wind 206 RH. 100% * ¹⁻² 0330-4000 1000-1330 * ⁰ 1730-1930 * ¹
Min 8	Clouds obsc.	p 28.97	
Dry 18		p(reduced) 28.87	
Vis 1/4		0700 ○ ⊗	
Precip. > 0.29 in.		1300 ○ ⊕	
Snowfall 3.0 in.	Snow cover 3.0 in.	1900 ○ ⊕	